

**xiaomi**

Smart Speaker Lite User Manual

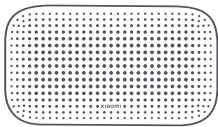




Read this manual carefully before use, and retain it for future reference.

## Package Contents

---



Smart Speaker



User Manual

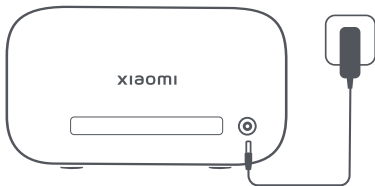


Power Adapter

## Connecting the Power Source

---

Plug one end of the provided power adapter in the DC input port and the other end to the wall outlet.



## Connecting with the Mi Home/Xiaomi Home App

---

This product works with the Mi Home/Xiaomi Home app\*. Use the Mi Home/Xiaomi Home app to control your device, and to interact with other smart home devices.

Scan the QR code to download and install the app. You will be directed to the connection setup page if the app is installed already. Or search for "Mi Home/Xiaomi Home" in the app store to download and install it.

Open the Mi Home/Xiaomi Home app, tap "+" on the upper right, and then follow the instructions to add your device.

\* The app is referred to as Xiaomi Home app in Europe (except for Russia). The name of the app displayed on your device should be taken as the default.

Note: The version of the app might have been updated, please follow the instructions based on the current app version.



3671C5C1

# Talking to Your Speaker

---

This smart speaker has Alexa Voice Service. Just say "Alexa" to get started, and get a hands-free voice experience.



## Stay Entertained with Alexa

Alexa, play workout music.  
Alexa, skip this song.  
Alexa, play sleep sounds.



## News and Information

Alexa, play the news.  
Alexa, what's 98 divided by 26?  
Alexa, what's the weather tomorrow?  
Alexa, how do you say 'I love you' in Chinese?



## Get More Done with Alexa

Alexa, add paper towel to my shopping list.  
Alexa, remind me to 'Feed Jack's fish' tonight at 8 pm.  
Alexa, set a 2 minute plank timer.




## Fun and Games

Alexa, play rock paper scissors.  
Alexa, flip a coin.  
Alexa, tell me a joke.



## Streamline your Smart Home

Alexa, lock the front door.  
Alexa, set the living room to 72 degrees.  
Alexa, turn the lights off.



# Button Instruction

---

## **Play/Pause Button:**

Press to play/pause

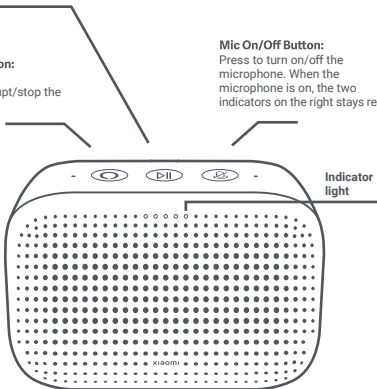
Press and hold to reset the speaker in the Mi Home/Xiaomi Home app

## **Action Button:**

Press to wake/interrupt/stop the Alexa

## **Mic On/Off Button:**

Press to turn on/off the microphone. When the microphone is on, the two indicators on the right stays red.



For specific description of the Indicator light, please go to [www.amazon.com/devicesupport](http://www.amazon.com/devicesupport)

# WARRANTY NOTICE

---

THIS WARRANTY GIVES YOU SPECIFIC RIGHTS, AND YOU MAY HAVE OTHER RIGHTS CONVEYED BY LAWS OF YOUR COUNTRY, PROVINCE OR STATE. INDEED, IN SOME COUNTRIES, PROVINCES OR STATES, CONSUMER LAW MAY IMPOSE A MINIMUM WARRANTY PERIOD. OTHER THAN AS PERMITTED BY LAW, XIAOMI DOES NOT EXCLUDE, LIMIT OR SUSPEND OTHER RIGHTS YOU MAY HAVE. FOR A FULL UNDERSTANDING OF YOUR RIGHTS WE INVITE YOU TO CONSULT THE LAWS OF YOUR COUNTRY, PROVINCE OR STATE.

## 1. LIMITED PRODUCT WARRANTY

Xiaomi warrants that the Products are free from defects in materials and workmanship under normal use and use in accordance with the respective Product user manual, during the Warranty Period.

The duration and conditions related to the legal warranties are provided by respective local laws. For more information about the consumer warranty benefits, please refer to Xiaomi's official website <https://www.mi.com/en/service/warranty/>.

Xiaomi warrants to the original purchaser that its Xiaomi Product will be free from defects in materials and workmanship under normal use in the period mentioned above.

Xiaomi does not guarantee that the operation of the Product will be uninterrupted or error free.

Xiaomi is not liable for damages arising from non-compliance with the instructions related to the use of the Product.



---

## 2. REMEDIES

If a hardware defect is found and a valid claim is received by Xiaomi within the Warranty Period, Xiaomi will either (1) repair the product at no charge, (2) replace the product, or (3) refund the Product, excluding potential shipping costs.

## 3. HOW TO OBTAIN WARRANTY SERVICE

To obtain warranty service, you must deliver the Product, in its original packaging or similar packaging providing an equal degree of Product protection, to the address specified by Xiaomi. Except to the extent prohibited by applicable law, Xiaomi may require you to present proofs or proof of purchase and / or comply with registration requirements before receiving warranty service.

## 4. EXCLUSIONS AND LIMITATIONS

Unless otherwise stipulated by Xiaomi, this Limited Warranty applies only to the Product manufactured by or for Xiaomi and identifiable by the trademarks, trade name or "Xiaomi" or "Mi" logo.

The Limited Warranty does not apply to any (a) Damage due to acts of nature or God, for example, lightning strikes, tornadoes, flood, fire, earthquake or other external causes; (b) Negligence; (c) Commercial use; (d) Alterations or modifications to any part of the Product; (e) Damage caused by use with non-Xiaomi products; (f) Damage caused by accident, abuse or misuse; (g) Damage caused by operating the Product outside the permitted or intended uses described by Xiaomi or with improper voltage or power supply; or (h) Damage caused by service (including upgrades and expansions) performed by anyone who is not a representative of Xiaomi.

It is your responsibility to backup any data, software, or other materials you may have stored or preserved on the product. It is likely that the data, software or other materials in the equipment will be lost or reformatted during the service process, Xiaomi is not responsible for such damage or loss.

No Xiaomi reseller, agent, or employee is authorized to make any modification, extension, or addition to this Limited Warranty. If any term is held to be illegal or unenforceable, the legality or enforceability of the remaining terms shall not be affected or impaired.

Except as prohibited by laws or otherwise promised by Xiaomi, the after-sales services shall be limited to the country or region of the original purchase.

---

Products which were not duly imported and/or were not duly manufactured by Xiaomi and/or were not duly acquired from Xiaomi or a Xiaomi's official seller are not covered by the present warranties. As per applicable law you may benefit from warranties from the non-official retailer who sold the product. Therefore, Xiaomi invites you to contact the retailer from whom you purchased the product. The present warranties do not apply in Hong Kong and Taiwan.

## **5. IMPLIED WARRANTIES**

Except to the extent prohibited by applicable law, all implied warranties (including warranties of merchantability and fitness for a particular purpose) will have a limited duration up to a maximum duration of this limited warranty. Some jurisdictions do not allow limitations on the duration of an implied warranty, so the above limitation will not be applied in these cases.

## **6. DAMAGE LIMITATION**

Except to the extent prohibited by applicable law, Xiaomi shall not be liable for any damages caused by accidents, indirect, special or consequential damages, including but not limited to loss of profits, revenue or data, damages resulting from any breach of express or implied warranty or condition, or under any other legal theory, even if Xiaomi has been informed of the possibility of such damages. Some jurisdictions do not allow the exclusion or limitation of special, indirect, or consequential damages, so the above limitation or exclusion may not apply to you.

## **7. CONTACT INFORMATION**

For customers, please visit the website: <https://www.mi.com/en/service/warranty/>  
The contact person for the after-sale service may be any person in Xiaomi's authorized service network, Xiaomi's authorized distributors or the final vendor who sold the products to you. If in doubt please contact the relevant person as Xiaomi may identify.

# Technical Specifications

---

Name Xiaomi Smart Speaker Lite

---

Model 07G

---

Bluetooth BT5.1 & A2DP

---

Input 12 V 1 A 

---

Wireless Connectivity

Wi-Fi IEEE 802.11a/b/g/n 2.4 GHz/5 GHz

---

Operating Frequency and Radio Frequency Power

---

WiFi 2412 MHz-2472 MHz( $\leq 20$  dBm), 5150 MHz-5350 MHz( $\leq 23$  dBm) 5470 MHz-5725 MHz( $\leq 23$  dBm), 5725 MHz-5850 MHz( $\leq 14$  dBm) 5470-5725MHz is not supported in Russia, Egypt, Morocco

---


BT 2402 MHz-2480 MHz( $\leq 10$  dBm)

---

BLE 2402 MHz-2480 MHz( $\leq 10$  dBm)

---

This device is restricted to indoor use only when operating in 5150-5350MHz frequency range in following countries:

	AT	BE	BG	HR	CY	CZ	DK	EE	FI
	FR	DE	EL	HU	IE	IT	LV	LT	LU
	MT	NL	PL	PT	RO	SK	SI	ES	SE
	UK (NI)		IS	LI	NO	CH	TR		

---

## Alexa Built-in (ABI) Devices

Alexa is the intelligent cloud-based voice AI that you can talk to on Xiaomi Smart Speaker Lite. Speak to Alexa through Xiaomi Smart Speaker Lite to play music, hear the news, check weather, control smart home devices, and more. Alexa lives in the cloud, so Alexa is always getting smarter, adding new capabilities that are delivered to your device automatically. Using Alexa on this smart speaker is simple and hands-free—just ask, and Alexa will respond instantly.

## Setting Smart Voice Controls

After connecting the speaker to the Mi Home/Xiaomi Home app, you will be automatically directed to the login page of the Amazon account. Log in to your Amazon account and link it with the speaker to fully enjoy smart voice controls and content services.

You can also select Activate Alexa in settings of the speaker's plugin in the Mi Home/Xiaomi Home app to log into the Amazon account and link it with the speaker to activate Alexa.

## Restoring Factory Settings

To restore the speaker to factory settings, press and hold the play/pause button on it for 5 seconds or delete it from the Mi Home/Xiaomi Home app.

## The speaker can be deleted from the Mi Home/ Xiaomi Home app in two ways:

Go to settings of the speaker's plugin in the Mi Home/Xiaomi Home app, and select Delete device to delete the speaker.

Press and hold the speaker's device card on the homepage of the Mi Home/Xiaomi Home app, and select Delete device to delete the speaker.

## Unlinking from Alexa

If you want to stop using Alexa smart voice controls and content services, select Activate Alexa to exit the Amazon account and unlink the speaker from the account. To resume the above services, just reconnect the speaker again.

# Spotify Connect

---



Use your phone, tablet or computer as a remote control for Spotify. Go to [spotify.com/connect](https://www.spotify.com/connect) to learn more.

The Spotify Software is subject to third party licenses found here:  
<https://www.spotify.com/connect/third-party-licenses>

## AirPlay®

---

AirPlay is an Apple technology designed to control home audio systems and speakers in any room – with a tap or by just asking Siri – right from iPhone, iPad, HomePod, or Apple TV. Play a song in the living room and kitchen at the same time or adjust the volume in any room. All in sync.

This Xiaomi Smart Speaker Lite is compatible with AirPlay 2 (iOS 11.4 or later is required).

### **Multiroom audio**

AirPlay technology lets you play a song on every Xiaomi Smart Speaker Lite in your house at the same time or adjust the volume in any room – all in sync.

After installing your Xiaomi Smart Speaker Lite, add it to the Apple Home app with a few simple steps using your iPhone or iPad.

Apple, AirPlay, Apple TV, Apple Watch, iPad, iPad Air, iPad Pro, iPhone, and Lightning are trademarks of Apple Inc., registered in the U.S. and other countries. The trademark "iPhone" is used in Japan with a license from Aiphone K.K.

## Certifications:

---



Hereby, Beijing Xiaomi Electronics Co., Ltd. declares that the radio equipment type 07G is in compliance with Directive 2014/53/EU. The full text of the EU declaration of conformity is available at the following internet address:

<http://www.mi.com/global/service/support/declaration.html>



### WEEE Disposal and Recycling Information

All products bearing this symbol are waste electrical and electronic equipment (WEEE as in directive 2012/19/EU) which should not be mixed with unsorted household waste. Instead, you should protect human health and the environment by handing over your waste equipment to a designated collection point for the recycling of waste electrical and electronic equipment, appointed by the government or local authorities. Correct disposal and recycling will help prevent potential negative consequences to the environment and human health. Please contact the installer or local authorities for more information about the location as well as terms and conditions of such collection points.



### Caution:

The product can be used within all European Union countries.  
To comply with CE RF exposure requirements, the device must be installed and operated 20 cm or more between the product and all person's body.  
The adapter shall be installed near the equipment and shall be easily accessible.  
You can find the product specification label at the base of the device.

Manufacturer: Beijing Xiaomi Electronics Co., Ltd.  
Address: #802, 8th Floor, Building 5, No. 15 10th Kechuang Street, Beijing Economic-  
Technological Development Area, Beijing, China, 100176  
For further information, please go to [www.mi.com](http://www.mi.com)  
User Manual Version: V1.0

Importer:  
Beryko s.r.o.  
Pod Vinicemi 931/2, 301 00 Plzeň  
[www.beryko.cz](http://www.beryko.cz)